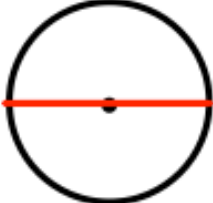



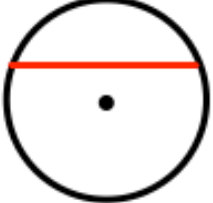




1. Here are 6 diagrams and 6 labels.
In the diagram the centre of the circle is shown with a dot.

Match each diagram to its label.
One has been done for you.


Label	Diagram
Circle and radius	
Circle and segment	
Circle and arc	
Circle and diameter	
Circle and tangent	
Circle and chord	

4. (a) Draw a radius on the circle.




(1)

(b) Draw an arc on the circle.



(1)

(c) Draw and shade in a segment of the circle.



(1)